



# Discovery

Take Charge.



DISCOVERY-Class A Diesel-2006



TIME IS PRECIOUS AND THERE  
IS MUCH FUN TO BE HAD. THE WORLD  
IS WAITING WITH OPEN ARMS  
AND THERE ARE PEOPLE TO MEET AND  
PLACES TO SEE ALONG THE WAY.  
LIFE IS AN ADVENTURE WAITING JUST  
AROUND THE CORNER. HAVE FUN.





*Discovery 39S shown in Cafe Milan interior decor with Windsor Birch wood finish.*



### Fresh Perspective.

For '06 a redesigned Discovery is the ultimate conversation starter while you're out exploring the road. An improved interior boasts 84" ceilings, giving you plenty of room to move around comfortably, while larger windows improve

lighting for a more open feel to enjoy even the longest of journeys. The exterior features all new front/rear caps for a dynamic look and all new exterior graphics to enhance curb appeal. Enjoy an unprecedented experience in adventure.



**OVERHEAD STORAGE** is an ideal place to keep board games, books or anything else for your travels.

**THE FRONT ENTERTAINMENT CENTER** boasts a sleek totally redesigned home theater cabinet with 27" flat screen TV, a VCR and home theater sound system. You'll also enjoy functional storage space, great for additional entertainment components.



**SOFA SLEEPER,** (optional) features a comfortable air mattress for a goodnight's rest, and luxurious Ultraleather™, which is easy to clean and stain resistant.



**THE ULTRALEATHER™ FLEXSTEEL® PASSENGER SEAT** includes optional electric foot rest and power adjustments, allowing you to automatically customize position/height for a luxurious traveling experience.

## A Great Galley.

Thanks to Discovery's well-equipped galley it's all yours, the most convenient cooking experience imaginable. Enjoy features like the roll out countertop that locks in place (select models only) and solid surface sink lid covers, giving

you more counter space to prepare meals. A 3-burner cook-top makes cooking a breeze, while elegant solid surface countertops are non-porous and scratch/stain resistant.



**GALLEY SINK** features an elegant stainless steel single lever faucet and a convenient soap dispenser for quick and easy clean up.

**DELUXE FULL EXTENSION, ROLLER BEARING DRAWER GUIDES** on the drawers throughout the coach, give you full access for convenient storage.



**THE DINETTE** features spacious seating for four, convenient pull-out storage drawers underneath and a large window for a great view of your surroundings.



**CENTRAL VACUUM** (optional) is a very convenient feature to have handy for cleaning up quick.



**BUILT-IN COFFEE MAKER** is conveniently located out of the way providing more counter space.



**LARGE (1.4 CU. FT.) CONVECTION MICROWAVE** does what an oven does in a fraction of the time—fish, steaks, even a whole chicken.







## Comforting.

You'll forget you're away from home in Discovery's comfortable and accommodating bedroom. A queen-size Restonic® pillow top mattress is a wonderful luxury to have on the road, and integrated toe kicks on all the cabinets provide a nice residential feel.

You'll also have plenty of room for clothing, linens and towels thanks to the convenient overhead storage space. You'll also enjoy a whole coach water filtration system throughout, giving you filtered water for drinking and brushing your teeth.



**A 20" FLAT SCREEN TV** conveniently swivels to your liking for comfortable viewing.

**THE WASHER/DRYER COMBO** (optional) makes laundry a breeze, and is concealed in a cabinet.

**A BEDROOM VANITY** with second sink (standard on the 39J and 39S) is a handy alternative to a busy bathroom. A good place to shave or wash up.

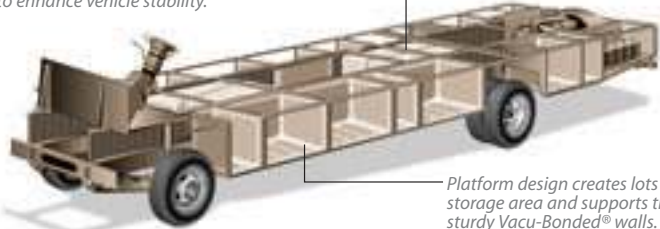
**MIRRORED-DOOR WARDROBE** comes fully equipped with lighting, residential racks and organizers, and is lined with cedar to keep clothes smelling fresh and moth-free.

**THE BATHROOM** features an elegant glass enclosed shower with skylight, cabinet with toe kicks so you can stand next to the counter without leaning over and a Fan-Tastic® powered roof fan for great ventilation.

## Discovery

Holding tanks are positioned in the bottom center of the platform to enhance vehicle stability.

Holding tanks are enclosed between the upper and lower basement floors. This allows them to be heated to prevent freezing in cold weather.



Platform design creates lots of storage area and supports the sturdy Vacu-Bonded® walls.

### POWER PLATFORM CONSTRUCTION

Fleetwood's patented Power Platform begins with two 10-in. steel I-beams welded lengthwise to the chassis. From the beams, steel outriggers extend outward. Together, they create a basement for fluid tanks and storage while supporting the floor, walls and roof with a rigid metal frame. This complements the chassis to make it even stronger.

\* Drawings are for illustrative purpose only to highlight aspects of motor home construction. Actual motor home design depends on model and is subject to change.

**PATIO AND ENTRY DOOR AWNINGS** (electric standard) provide shade from the sun.

**A 2 STAGE DUPONT® PAINT PROCESS** (full-body paint standard) is carefully applied for maximum durability and a sleek exterior look. This process ensures only the best in quality and appearance.

**STORAGE COMPARTMENTS** line both sides of coach. Compartments include lights, gas-lift strut supports, stainless-steel hinges and insulated aluminum doors.



**STANDARD DUAL AIR CONDITIONING UNITS** Discovery has maximum cooling capabilities and plenty of storage because its A/C units are mounted on the roof, not the basement.

**LEVELING SYSTEM**  
A fully automatic 4-point leveling system levels your Discovery with a one-button push, or a do-it-yourself manual override.

Vehicle shown in White Diamond full-body paint.



**A CAT® C7 330 HORSE POWER ENGINE** comes standard in Discovery, providing supreme driving and towing power.

**A PULL-OUT STORAGE BASKET** makes for easy loading and unloading, while keeping small items together.

**EXTERIOR ENTERTAINMENT CENTER** (optional) features an AM/FM radio with CD player and a 20" TV on a convenient pull out shelf.

**THE UTILITY COMPARTMENT** provides a central place to empty your holding tanks and includes a water sprayer for quick clean up. For your convenience the compartment is lighted and all components are clearly marked.

**STYLISH WRAP-AROUND DASH** features tilt and telescoping steering wheel for your convenience, read-at-a-glance gauges and easy-to-reach controls. A 6 Disc CD player with Sirius® satellite radio is optional (6 month subscription is included).

**KEYLESS REMOTE ENTRY** is a very convenient feature that makes locking and unlocking your RV easy as the push of a button.

**POWER SUN VISORS** easily adjust to shade your eyes when you're on those long sunny afternoon adventures.

**AN OPTIONAL SPOT LIGHT** swivels 180° for easy sight in the dark.

## FOUR EXTERIORS, THREE INTERIORS. THE CHOICE IS YOURS.

For 2006, mix and match from four diverse exterior graphics and three interior fabric motifs—With each interior, you can choose from one of three wood finishes. 36 combinations in all.

### DISCOVERY EXTERIOR GRAPHICS



Stone (opt#501)



White Diamond (opt#502)



Pine (opt#503)



Spice (opt#504)

### DISCOVERY INTERIOR DECOR

#### STONEHENGE


Living/Dining Room



Sofa Bed & Dinette Cushions



Throw Pillow



Ultraleather™ Driver & Front Passenger Seats

Bedroom



Bedspread



Pillow Shams



Throw Pillow

#### SEASIDE

Living/Dining Room



Sofa Bed & Dinette Cushions



Throw Pillow



Ultraleather™ Driver & Front Passenger Seats

Bedroom



Bedspread



Pillow Shams



Throw Pillow

#### CAFE MILAN


Living/Dining Room



Sofa Bed



Throw Pillow



Ultraleather™ Driver & Front Passenger Seats

Bedroom



Bedspread & Throw Pillow



Pillow Shams

### INTERIOR WOOD FINISHES



Plantation Cherry



Windsor Birch



Fairfield Maple

## What Drives You?

Maybe it's feeling like you're the only one on Earth. Perhaps it's the unique sense of closeness with the great outdoors. Or, it might be the joy that comes from spending quality time with family and friends. Whatever the reason, we know that you have a strong drive to experience everything that comes with spending time on the road. And for more than 50 years, we've shared that passion with you. Because we're RV enthusiasts ourselves, you can see our passion in the vehicles we design and build. Own a Fleetwood, and you'll feel like you're not just traveling, but embarking on an experience unlike any other. Set your own course for adventure and get out there and explore the world around you. Once you do, you'll see what it is that drives us — it's you.



**RV OWNERCARE\*** is a limited one-year/15,000-mile coach warranty and three-year/50,000-mile structural warranty, whichever occurs first, and it is fully transferable for the first 12 months. RV OWNERCARE is one of the RV industry's most comprehensive programs and includes systems, appliances, components and construction, with no deductible and no service charge. RV OWNERCARE coverage is provided from a company that will be around in the future to service your needs. See your nearest Fleetwood dealer for a full explanation of benefits and restrictions.

**FLEETWOOD TRAVELCADE CLUB** As a Fleetwood owner, you're eligible to become a member of our owners' group, Fleetwood Travelcade Club. It's a perfect way to meet other Fleetwood owners who love to travel across America and share in the RV lifestyle. Call (877) 577-2560 and join the fun! Or visit [www.fleetwood.com/clubs](http://www.fleetwood.com/clubs) to learn more. For Discovery specific club information contact: Discovery Owners Association, Inc., [www.discoveryowners.com](http://www.discoveryowners.com), (888) 594-6818 or Discovery International Chapter of FMCA [www.difmca.com](http://www.difmca.com).

**FLEETWOODRV.COM** To locate a dealer near you, visit our website or call 1-800-444-4905. We can also be contacted at Fleetwood Customer Relations, P.O. Box 7638, Riverside, CA 92513-7638.

**IMPORTANT—PLEASE READ** Product information, photography and illustrations included in this publication were as accurate as possible at the time of printing. For further product information and changes, please visit our website at [www.fleetwoodrv.com](http://www.fleetwoodrv.com) or contact your local Fleetwood dealer. Prices, materials, design and specifications are subject to change without notice. All weights, fuel, liquid capacities and dimensions are approximate. Fleetwood has designed its recreational vehicles to provide a variety of uses for customers. Each vehicle features optimal seating, sleeping, storage and fluid capacities. The user is responsible for selecting the proper combination of loads (i.e.: occupants, equipment, fluids, cargo, etc.) to ensure that the vehicle's capacities are not exceeded.

Your local Fleetwood dealer is:



[www.fleetwoodrv.com](http://www.fleetwoodrv.com)

\*For complete info see your Fleetwood dealer. ©2005. Fleetwood Enterprises, Inc.  
Printed in the USA. Inventory control number DI06B1 6/05.

