

W

1999

BRAVE®  
BRAVE SE

V

A

R



# 1999 BRAVE SERIES

Whether you're going from the bedroom to the galley or from Tampa to Spokane, the widebody Brave series gives you plenty of room to move around in comfort.

The Winnebago Brave and Brave SE set new standards of sophistication in Class A living. Our entry level Brave SE offers luxuries like basement storage with generous compartments. The Brave boasts a full basement design with pass through storage and the StoreMore™ Hydraulic Slideout System (on the 35C). Both come with an available Comfort and Convenience package that features such things as halogen lights in the lounge, makeup lights in the bathroom and beveled wood edging on the dinette table and galley counter top. The PowerLine™ Energy Management System available on the Brave 32T and 35C makes it possible to run two high efficiency roof air conditioners at the same time by monitoring electrical usage and redistributing power as needed. The Brave and the Brave SE give you the benefits of a one piece fiberglass roof with ducted air conditioning and Thermo-Panel® sidewall construction. The point is, wherever you go in a Brave or Brave SE, you're home.



**32T** Comforts of home include raised panel wood doors on the upper cabinets, three-burner range, plenty of overhead lighting and ducted central air and heat. Cosmetic touches such as wood grain vinyl plank flooring in the galley, day/night pleated blinds and an oak handrail put the finishing touches on an unusually affordable way to travel the country in luxury.



**32T** An available overhead television and VCR are comfortable to watch from just about anywhere in this Brave. And there's plenty of legroom to sit back and relax.



**35C** Our StoreMore™ Hydraulic Slideout System takes the pain out of accessing storage bays. The spacious compartments extend with the room, so you don't have to crawl under the slideout to get to your gear.

BRAVE SE



**31B** Widebody construction opens up your living area so you can enjoy all the comforts of home, including a dinette, extra captain's chair and large sofa. Overhead recessed lights, available with the comfort and convenience package, illuminate the length of the sofa, making it the perfect place to stretch out with your favorite book.



**26P** This galley features a decorative wall border and puts all your kitchen supplies at arm's reach. It includes a deep stainless steel sink with covers to maximize counter space, an overhead microwave and a three-burner range.



**31B** Bedside lights, overhead cabinets and luxurious decor all contribute to a feeling of warmth and comfort in the master bedroom. It's the perfect place to dream about all the places you can visit in your Brave SE.



**26P** Natural light from the frosted skylight brightens the bathroom so it's easier to see amenities such as the full size shower, oval wash basin and linen cabinet.



**31B** An available computer work station, convenient beverage tray and comfortable fabric swivel chair make the passenger seat the best seat in the house.

# 1999 BRAVE SERIES SPECIFICATIONS

1999 BRAVE SERIES	BRAVE SE			BRAVE		
	26P	29A	31B	30A	32T	35C
Length	26'2"	29'9"	31'8"	30'8"	32'2"	34'11"
Exterior Width	8'5.5"	8'5.5"	8'5.5"	8'5.5"	8'5.5"	8'5.5"
Interior Height	6'8"	6'8"	6'8"	6'8"	6'8"	6'8"
Interior Width <sup>1</sup>	8'0.5"	8'0.5"	8'0.5"	8'0.5"	8'0.5"	8'0.5"
Fuel Capacity (gal.) - Ford/Chev	NA/40	75/75	75/75	75/75	75/75	75/75
Fresh Water Capacity w/Heater (gal.)*	56	71	71	85	85	67
Holding Tank Capacity (gal.) - Black/Gray	35/43	30/34	30/34	55/56	49/50	40/50
LP Capacity (gal.) <sup>2</sup>	23	23	23	23	23	28
Wheelbase - Ford/Chev	NA/158.5"	178"/178"	190"/190"	190"/190"	208"/208"	228"/220"
Ext. Ht. w/AC - Ford/Chev*	NA/11'3"	11'4"/11'4"	11'4"/11'4"	11'10"/11'9"	11'10"/11'9"	11'9"/11'8"
Exterior Storage (cu. ft.)	46.2	112.9	117.3	124.5	137.2	142
GVWR (lbs.) - Ford Option/Ford Option	NA/NA	15,700†/NA	15,700†/18,000	15,700†/18,000	18,000/NA	20,500/NA
GVWR (lbs.) - Chev/Chev Option	12,300*/14,800	14,800/NA	14,800/NA	14,800/NA	16,500/NA	16,500/NA

S Standard  
O Optional

## AUTOMOTIVE

	26P	29A	31B	30A	32T	35C
Chassis - Chevrolet - 7.4L Vortec V8 @ 290-HP, 124-amp. alternator, anti-lock brake system	S	S	S	S	S	S
Chassis - Ford - 6.8L Triton V10 @ 275-HP, 130-amp. alternator		O	O	O	O	O
Shocks/stabilizer package - front, Chevrolet	O	O	O	O	O	O
Tires (radial) - w/spare	S	S	S	S	S	S

## DRIVER CONVENIENCES

	26P	29A	31B	30A	32T	35C
Battery charge control w/battery disconnect - dual, auto.	S	S	S	S	S	S
Cab seats w/3-point retracting seat belts - reclining high-back design, hinged armrests, lumbar support, swivel/slide pedestal	S	S	S	S	S	S
Cigarette lighter/12-V electrical supply	S	S	S	S	S	S
Cruise control	S	S	S	S	S	S
Curtain w/track - front wraparound	S	S	S	S	S	S
Convenience tray	S	S	S	S	S	S
Heating/air conditioning - automotive blend air system	S	S	S	S	S	S
Hood release - exterior key locks	S	S	S	S	S	S
Lap belts - in designated areas	S	S	S	S	S	S
Map light, map pockets & floor mats	S	S	S	S	S	S
Mirrors (exterior) - low mounted	S	S	S	S	S	S
Mirrors (exterior) - low mounted, electric remote w/defrost	O	O	O	O	O	O
Rear view monitor system (Videoman) - video/one-way audio	O	O	O	O	O	O
Start circuit - auxiliary	S	S	S	S	S	S
Steering - power assisted w/tilt wheel	S	S	S	S	S	S
Storage cabinet - (front overhead)	S	S	S	S	S	S
Sunvisors	S	S	S	S	S	S
Windows - sliding, w/screens	S	S	S	S	S	S
Windshield wipers - (intermittent)	S	S	S	S	S	S
Work station - pull-out, pass. side, dash	O	O	O	O	O	O

† Available mid-August 1998.  
NA Not Available.

Winnabago Industries' continuing program of product improvement makes specifications, equipment, model availability and prices subject to change without notice. Comparisons to other motor homes are based on the most recent information available.

S Standard  
O Optional

## ENTERTAINMENT

	26P	29A	31B	30A	32T	35C
Entertainment center (patio)* - DC receptacle, AC duplex receptacle, 110-V outlet, TV jack, radio antenna, w/AM/FM cassette or CD, speakers (2), removable TV table, locking door	O	O	O	O	O	O
Satellite system pre-wiring	S	S	S	S	S	S
Stereo power switch - for main or auxiliary battery use	S	S	S	S	S	S
Stereo w/cassette deck (cab) - AM/FM, w/speakers (4), roof-mounted flexible rubber antenna	S	S	S	S	S	S
Stereo w/CD player (cab) - AM/FM, w/speakers (4), roof-mounted flexible rubber antenna	O	O	O	O	O	O
TV* front (19" color) w/remote - video selection system	O	O	O	O	O	O
TV* front (19" color) w/remote & VCR - video selection system	O	O	O	O	O	O
TV enhancement package* - antenna (amplified), DC receptacles (2), interior jacks (2), coax wiring, cable input, TV shelf or stand	S	S	S	S	S	S

	26P	29A	31B	30A	32T	35C
Slideout room (driver's side couch/dinette)* - overhead cabinets, exterior room cover, compartments slide out w/room, includes hydraulic leveling jacks						O

	26P	29A	31B	30A	32T	35C
Carpeting w/pad - stain resistant	S	S	S	S	S	S
Ceiling lights	S	S	S	S	S	S
Ceiling vent - non-powered, lounge, galley, bedroom	S	S	S	S	S	S
Ceiling vent - powered, bathroom	S	S	S	S	S	S
Courtesy lights (2)	S	S	S	S	S	S
Color themes (interior) - choice of Sandpiper (tan), Horizon (blue), Meadowbrook (green)	S	S	S			
Color themes (interior) - choice of Mink (taupe), Aspen (green), Prism (blue), Seaspray (teal)					S	S
Comfort & convenience package, Add - wall clock, makeup lights, exchange - beverage tray, halogen lights in lounge*, wood beveled edge on dinette table & galley countertops, upgraded exterior graphics	O	O	O	O	O	O
Lamp - decorator style, wall-mounted in lounge			S		S	S
Powered ventilator fan - (lounge - 30A, galley - 32T, 35C)					O	O

S Standard  
O Optional

	BRAVE SE			BRAVE		
	26P	29A	31B	30A	32T	35C
Wardrobe - mirrored doors, carpeted floor, upper shelf, clothes rod	S	S	S	S	S	S
Windows - tinted	S	S	S	S	S	S
Windows* - (sliding) dual glazed, thermo-insulated (tip-out in bedroom)	O	O	O	O	O	O
<b>GALLEY</b>						
Coffeemaker	O	O	O	O	O	O
Counter extension - flip-up	S			S		
Flooring (vinyl)	S	S	S			
Flooring (vinyl plank)				S	S	S
Galley rail	S	S	S	S	S	
Microwave oven - touch control	S	S	S	S	S	S
Mirror - wall-mounted in dining area			S			
Pantry	S			S		S
Range hood - w/light, powered vent	S	S	S	S	S	S
Range w/oven - 3 burners	S	S	S	S	S	S
Refrigerator/freezer - double-door	S	S	S	S	S	S
Sink (double) - stainless steel, recessed w/cover(s), single control faucet	S	S	S	S	S	S
Storage - below dinette seat	S	S	S	S	S	S
Wall border - decorative	S	S	S	S	S	S
<b>BEDROOM</b>						
Beds(s), pillows, pillow shams	S	S	S	S	S	S
Lamp(s)* - decorator style, wall-mounted	S	S	S	S	S	S
Mattress* - innerspring	S	S	S	S	S	S
Wall border - decorative				S	S	S
<b>BATHROOM</b>						
Flooring (vinyl)	S	S	S	S	S	S
Hamper				S	S	
Lavatory cabinet	S	S	S	S	S	S
Linen cabinet	S	S	S	S	S	S
Magazine rack			S	S		
Medicine cabinet	S	S	S	S	S	S
Mirror - wall-mounted	S	S	S	S	S	S
Shelf - rear bath wall			S			
Shower - flexible shower head	S	S				
Shower/tub - flexible shower head		S	S	S	S	S
Shower door - pleated, w/track	S	S	S	S	S	S
Sink - rectangular, molded soap dishes			S			
Sink - large oval, ledge back	S	S		S	S	S
Skylight - w/light (shower area)	S	S	S	S	S	S
Toilet - (marine style) - & tissue holder	S	S	S	S	S	S
Towel bar	S	S	S	S	S	S
Towel rack (3) - recessed into door	S	S	S	S	S	S
Towel ring	S	S		S		
<b>EXTERIOR</b>						
Awning rail	S	S	S	S	S	S
Awning (patio)*	O	O	O	O	O	O
Bumpers - front: integrated into front cap, rear: aluminum w/end caps	S	S	S	S	S	S
Entrance door w/screen door - latch & deadbolt lock	S	S	S	S	S	S
Entrance door step (electric) - w/door jamb switch, single	S	S	S			
Entrance door steps (electric) - w/door jamb switch, double				S	S	S
Holding tanks - heated compartment	S	S	S	S	S	S
Ladder	S	S	S	S	S	S
Lower exterior paint				S	S	S
Outlet - 110-V, curbside	S	S	S	S	S	S

S Standard  
O Optional

	BRAVE SE			BRAVE		
	26P	29A	31B	30A	32T	35C
Porch light - interior switch	S	S	S	S	S	S
Sewer hose & storage compartment	S	S	S	S	S	S
Storage compartments - w/trunk liner, steel construction, locking doors	S	S	S	S	S	S
Tire tools - wrench, leverage bar	S	S	S	S	S	S
Trailer towing package w/hitch (5,000 lb. rating)	S	S	S	S	S	S
Trunk*				S	S	S
Wash station - pullout w/water pump switch	S	S	S	S	S	S
Water fill door - lockable	S	S	S	S	S	S
Water hook-up	S	S	S	S	S	S
Wheel covers & rear mud flaps	S	S	S	S	S	S
Wheel liners - stainless steel	O	O	O	O	O	O
<b>SYSTEMS</b>						
Air-conditioning pre-wiring - roof	S	S	S	S	S	S
Air-conditioner* (Coleman) - roof, 14,800-BTU	O	O	O	O	O	O
Air-conditioners* (Coleman) - roof, front/rear: 13,500/13,500-BTU			O		O	O
Air-conditioners (2)* (Coleman) - roof, high efficiency w/energy management system					O	O
Batteries (2) - deep cycle RV	S	S	S	S	S	S
Electrical control center - 110-V AC/12-V DC, 9-amp. batt. charger, 45-amp. converter, DC fuses, AC breakers	S	S	S	S		
Electrical distribution system - AC breakers, DC breakers, 45-amp. converter/charger					S	S
Furnace - ducted, low profile, 30,000-BTU	S	S				
Furnace - ducted, low profile, 35,000-BTU			S	S	S	
Furnace - ducted, low profile, 40,000-BTU					S	
Generator prep kit - fuel line, 12-V wiring	S	S	S	S	S	S
Generator* (Onan) - 4,000-watt	O	O	O	O	O	O
Generator* (Onan) - 5,000 or 6,500-watt			O		O	O
Inverter* - 130-watt for TV/VCR	O	O	O	O	O	O
LP tank - permanent mount w/gauge	S	S	S	S	S	S
Monitor panel - water, holding & LP tank levels, battery condition gauge, water heater ignition switch w/pilot indicator light, water pump switch, located in galley	S	S	S	S	S	S
Power cord - 30-amp.	S	S	S	S	S	S
Service center - provides access to sewer compartment, exterior shower, city water hook-up				S	S	S
Service center - electrical, cable TV input and power cord				S	S	S
Water heater - 6-gal., electronic ignition, motoraid & rear automotive heater	S	S	S	S	S	S
Water heater winterization by-pass valve	S	S	S	S	S	S
Water pump (demand)	S	S	S	S	S	S
Water system winterizing valve	S	S	S	S	S	S
Water system drain-thru floor				S	S	S
<b>SAFETY</b>						
3-point cab seat belts	S	S	S	S	S	S
Assist handle - interior & exterior*	S	S	S	S	S	S
Assist strap - interior	S	S	S	S	S	S
Carbon monoxide detector/alarm, fire extinguisher (10-B.C.), ground fault interrupter, LP leak detector/alarm, smoke detector/alarm	S	S	S	S	S	S
Escape window	S	S	S	S	S	S
Lap belts - in designated areas	S	S	S	S	S	S
Rear high mount brake light	S	S	S	S	S	S
Windshield - laminated safety glass	S	S	S	S	S	S
<b>WARRANTY</b>						
12 month/15,000 mile basic warranty, 36 month/36,000 mile warranty on structure,** 10 year limited parts & labor warranty on roof	S	S	S	S	S	S

∆ Capacities shown are tank manufacturer's listed water capacity (W.C.). Actual filled LP capacity is 80% of listing due to safety shut-off required on tank.

\* The height of each model is based on the curb weight of a typically equipped unit on the standard chassis. The actual height of your vehicle may vary by as much as 2" depending on chassis or equipment variations.

∆ The Brave floorplans feature a widebody design—over 96". In making your purchase decision, you should be aware that some states restrict access on some or all state roads to 96" in body width. Before making your purchase decision, you should confirm the road usage laws in the states of interest to you.

\*\*Not all options available in combination. See dealer for details.

\*\*See your dealer for complete warranty documentation information.

# OUR WIDEBODY DESIGNS GIVE YOU ROOM TO MOVE ON THE MOVE.

**Brave**



### 30A

- Widebody basement design.
- Available forward-facing couch.
- Spacious storage across from bathroom.
- Numerous floorplan options.



### 35C

- Widebody basement design.
- Available dinette/lounge slideout.
- Queen or twin bed option.
- **STOREMORE** HYDRAFLIK

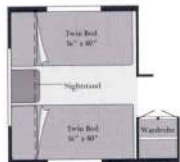


### 32T

- Widebody basement design.
- Queen or twin bed option.
- Large wardrobe across from bathroom.

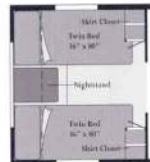


**32T** The light silver metallic valance color on this year's Brave adds a distinctive look to a distinctive motor home.



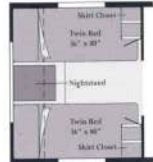
**26P**

- Widebody design.
- Basement storage.
- Large wardrobe.
- Queen or twin bed option.



**31B**

- Widebody design.
- Basement storage.
- Spacious cross-aisle bath.
- New larger couch.
- Queen or twin bed option.



**29A**

- Widebody design.
- Basement storage.
- Large wardrobe.
- Numerous floorplan options.
- Hinged dinette seat back allows driver's seat to recline.



31B



Our high standards made us one of the first motor home manufacturers to earn the title "Qualified Vehicle Modifier," identifying us as a leader among companies who build on Ford chassis.



Standard Vinyl Flooring



Standard Vinyl Plank Flooring

# INTERIORS

**Brave SE**  
with Waterford Oak  
Sandpiper



Horizon



Meadowbrook



**Brave**  
with Waterford Oak  
Mink



Aspen



Prism



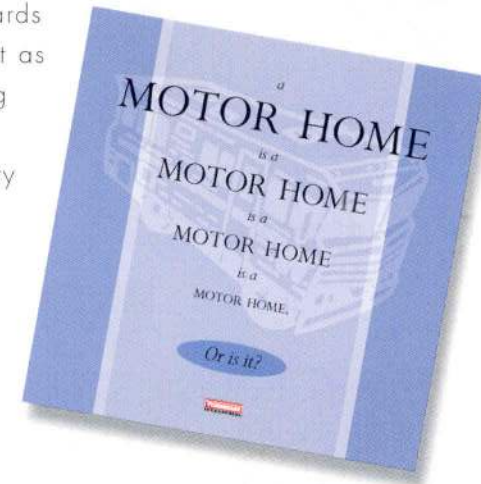
Seaspray



*Every motor home interior is stitched, constructed, sanded and stained with care in our factory by our own employees. We even perform extensive wear tests to ensure long-lasting durability. This concept is called Home Comfort Design, and it gives us complete control over the fit and finish of the final product. We take great pride in offering you high-quality, handcrafted living spaces to match your lifestyle.*

Ask for the Winnebago Industries buyer's guide and discover why all motor homes are not created equal.

The process of buying a motor home can be intimidating, even if you're a veteran. And in a market saturated with flashy first impressions, the true signs of quality are often hard to spot. So we've put together a user-friendly guide to help you make some educated observations as you compare Winnebago Industries motor homes to the competition. It explains our uniquely superior on-site manufacturing processes, highlights the importance of meeting (and exceeding) industry standards and, best of all, it's free. Use it as a reference tool when shopping around, or familiarize yourself with some key safety and quality considerations. Ask for the guide next time you visit your Winnebago Industries dealer, and upgrade your motor home buying savvy.



Visit us at [www.winnebagoind.com](http://www.winnebagoind.com)

**WINNEBAGO** Built proudly by  
**WINNEBAGO**

© 1998 Winnebago Industries, Inc. Forest City, IA 50436. Printed in USA.

Seat belts are your most important hookup. Always buckle up.